



**SINGLE NEEDLE THREE THREAD OVEREDGING
SEWING MACHINES
PERFECT FOR ATTACHING ROPES TO NET BORDERS**




81500CZ3374A 81500CZ3374B
with
Sewing Table UN380G132

- **STURDY**
- **EFFICIENT**
- **RELIABLE**
- **FAST**



81500CZ3374A FOR ROPES 5/32 TO 15/32 INCH



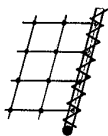
81500CZ3374B FOR ROPES 25/64 TO 5/8 INCH

Technical Specifications:

Stitch Range: 2 - 5 SPI (4 - 12 mm)
 Standard Setting: 2.5 SPI (10 mm)
 Sewing Capacity: 5/64 - 25/64 inch (2 - 10 mm)
 5/64 - 15/32 inch (2 - 12 mm)


Thickness of Ropes: 4 - 12 mm / 10 - 16 mm
 (depending on material)
 Standard Needle: 9853GA300/120
 Needle (on request only): 9844GAN300/120
 Needle Stroke: max. 2 51/64 inch (71 mm)

Stitch Type / Seam Type

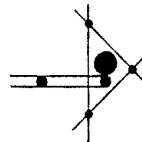


Net parallel to rope

Stitch Type 504
 Seam Type EFd-1

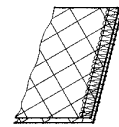


Net diagonal to rope



Nets joined parallel

Stitch Type 504
 Seam Type SSa-1



Nets joined diagonal

Machine Type	Description	Operation	Stitches/Minute	Required Installation
81500CZ 3374A High Needle Stroke Machine	Single Needle, Three Thread Overedging Sewing Machine Hand wheel pitch dia = 5 27/32 inch (150 mm) Motor pulley pitch dia = 3 15/16 inch (100 mm) Needle Thread: Net Yarn 210/24 or 210/30 PP Yarn, 4000 Denier Looper Thread: Net Yarn 210/24 or 210/30 PP Yarn, 4000 Denier Feed: Intermittent stepper twin puller, two driven upper and one driven lower roller. Roller pitch 5 mm. Throat plate without feed dog slots for sewing parallel to the meshes. Stepper twin puller with throat plate and feed dog for sewing diagonal to the meshes. Extra order parts for attaching ropes from 25/64 inch to 5/8 inch (10 - 16 mm) - depending on the thickness of the net and size of knots: Throat plate 81524LA Cloth guide tongue 81503MA Edge guide 81303FLA Collar for looper 81537	For attaching ropes from 5/32 inch to 15/32 inch (4 - 12 mm) - depending on the thickness of the net and size of knots - as border or tensioning rope to nets used for sports, protection or safety. For nets sewn parallel to the meshes, no feed dog is used and the throat plate has no slots (Standard version). For nets sewn diagonal to the meshes a feed dog and throat plate is included. Max. SPI 2.5 (10 mm). For joining nets larger than 45 mm mesh width.	1200, depending on sewing operation and material. Recommended operating speed 950.	UN380G132 Sewing table with clutch motor
81500CZ 3374B	Same as 81500CZ3374A but with parts for ropes from 25/64 inch to 5/8 inch (10 - 16 mm).			

Performance tests necessary on above machines

Subject to change without notice © Union Special